

RACING WEEKEND

22 - 23 June 2019

Circuit de la C.Valenciana

Length: 4005 metros

Results

Ent.Libre 1

CET

Pos.	N.	Drivers	Team	Car	Nat.	Best Lap	iL	Laps	Gap	Interval	Speed	Div	Gr.
1	26	BAJO,Alvaro	Monlau Competición	Honda Civic T.	M	01:52,276	4	12			128,42	1	
2	22	GARCIA,Borja	Teo Martín MS	Honda Civic T.	ESP	01:52,743	8	12	00:00,467	00:00,467	127,88	1	
3	23	ALBACETE, Antonio	Teo Martín MS	Honda Civic T.	M	01:53,273	6	14	00:00,997	00:00,530	127,29	1	
4	32	SANCHEZ,Javier	E.L.Sport-Gibraltar	Hyundai i30N	AN	01:53,430	5	12	00:01,154	00:00,157	127,11	1	
5	8	BARRIOS,Luis	E.L.Sport-Gibraltar	Hyundai i30N	AN	01:53,660	5	13	00:01,384	00:00,230	126,85	1	
6	11	LOBERA,Alvaro	VSR-Hafesa-Hormitech	Hyundai i30N	M	01:54,005	5	13	00:01,729	00:00,345	126,47	1	
7	13	ARQUERO,Ismael	VSR Motorsport	Hyundai i30N	M	01:55,688	7	13	00:03,412	00:01,683	124,63	1	
8	7	SANTONJA,María Paz	Murcia MR-Terratrain	Honda Civic T.	CV	01:57,630	5	12	00:05,354	00:01,942	122,57	1	
9	19	NAVARRETE,Fernando	VSR-Hafesa-Hormitech	Hyundai i30N	CM	10:02,803	5	7	08:10,527	08:05,173	23,92	1	

Penalizados límites pista:23,11,13,19,8,22,32,26

Circuit de la C.Valenciana

Final Official

Provisional Official

Length: 4005 m. Hour: 09:50

JURY:

C.of the Course:

C.Timekeeper:

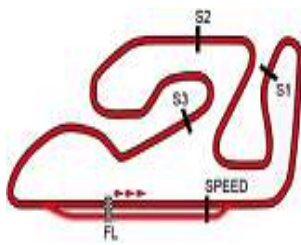
Hour:

Hour: 22/06/2019

Hour: 10:25:42



CRONOCIRCUIT: oscar.gutierrez@circuitvalencia.com



Circuit de la C.Valenciana

22 - 23 June 2019

Circuit de la C.Valenciana

RACING WEEKEND

ANALYSIS / SECTORS Ent.Libre 1 CET

7		SANTONJA, María Paz		Murcia MR-Terratrain			
CV		P.Vmax: 8		T. Ideal: 01:55,810			
Lap Time	Sector 1	Sector 2	Sector 3	Sector 4	V.Max	Hour	
1	START	03:20,259	00:33,803	00:28,344	00:32,545		09:54:56
2	02:06,554	00:37,666	00:30,331	00:26,562	00:31,995	179,50	09:57:03
3	PIT	00:27,827	00:30,807	00:26,994	00:38,498	172,80	09:59:07
4	04:20,762	02:49,292	00:32,155	00:26,709	00:32,606		10:03:28
5	01:57,630	00:27,480	00:30,985	00:27,009	00:32,156	170,08	10:05:25
6	01:57,758	00:26,922	00:31,097	00:26,918	00:32,821	170,98	10:07:23
7	01:58,291	00:27,099	00:30,678	00:27,489	00:33,025	167,88	10:09:21
8	01:59,166	00:27,180	00:31,660	00:27,502	00:32,824	169,19	10:11:20
9	01:58,597	00:27,555	00:30,944	00:27,139	00:32,959	168,75	10:13:19
10	PIT	00:27,208	00:30,980	00:28,320	00:41,778	169,19	10:15:27
11	04:01,883	02:31,104	00:31,356	00:26,906	00:32,517		10:19:29
12	01:59,065	00:27,194	00:30,446	00:27,373	00:34,052	169,63	10:21:28

8		BARRIOS,Luis		E.L.Sport-Gibralfaro			
AN		P.Vmax: 1		T. Ideal: 01:53,464			
Lap Time	Sector 1	Sector 2	Sector 3	Sector 4	V.Max	Hour	
1	START	01:35,897	00:31,210	00:27,510	00:32,361		09:53:08
2	PIT	00:26,354	00:30,072	00:27,032	00:39,387	182,54	09:55:11
3	03:09,003	01:40,760	00:30,141	00:26,658	00:31,444		09:58:20
4	01:54,453	00:26,237	00:29,958	00:26,852	00:31,406	185,14	10:00:14
5	01:53,660	00:26,039	00:29,961	00:26,619	00:31,041	185,67	10:02:08
6	02:01,430	00:29,003	00:32,020	00:26,550	00:33,857	184,62	10:04:10
7	NULL	00:26,486	00:30,003	00:26,828	00:31,549	186,74	10:06:04
8	PIT	00:26,197	00:30,315	00:26,736	00:38,520	185,67	10:08:06
9	NULL	03:38,237	00:30,106	00:26,563	00:31,161		10:13:12
10	01:54,790	00:26,268	00:30,716	00:26,601	00:31,205	186,21	10:15:07
11	01:54,375	00:26,235	00:30,302	00:26,617	00:31,221	186,21	10:17:01
12	01:54,613	00:26,375	00:30,109	00:26,847	00:31,282	185,14	10:18:56
13	01:54,388	00:26,392	00:29,963	00:26,426	00:31,607	184,62	10:20:50

11		LOBERA,Alvaro		VSR-Hafesa-Hormitech			
M		P.Vmax: 7		T. Ideal: 01:52,891			
Lap Time	Sector 1	Sector 2	Sector 3	Sector 4	V.Max	Hour	
1	START	01:14,178	00:32,589	00:27,030	00:31,978		09:52:47
2	PIT	00:27,300	00:30,002	00:26,386	00:41,778	178,51	09:54:52
3	NULL	01:21,656	00:29,762	00:26,336	00:32,079		09:57:42
4	NULL	00:26,274	00:29,712	00:26,067	00:31,287	179,50	09:59:36
5	01:54,005	00:26,205	00:29,653	00:26,141	00:32,006	181,51	10:01:30
6	01:55,598	00:27,021	00:30,449	00:26,524	00:31,604	171,88	10:03:25
7	PIT	00:26,268	00:29,720	00:26,166	00:37,407	180,00	10:05:25
8	05:06,271	03:24,435	00:32,501	00:28,262	00:41,073		10:10:31
9	01:54,343	00:26,340	00:29,902	00:26,525	00:31,576	179,01	10:12:25
10	NULL	00:26,048	00:29,877	00:25,993	00:31,818	181,01	10:14:19
11	PIT	00:26,517	00:29,727	00:27,023	00:39,291	173,73	10:16:22
12	03:26,992	01:51,297	00:30,571	00:29,345	00:35,779		10:19:49
13	PIT	00:25,958	00:30,004	00:31,172	00:47,169	181,51	10:22:03

13		ARQUERO,Ismael		VSR Motorsport			
M		P.Vmax: 4		T. Ideal: 01:54,351			
Lap Time	Sector 1	Sector 2	Sector 3	Sector 4	V.Max	Hour	
1	START	01:07,968	00:34,809	00:27,560	00:32,070		09:52:44
2	01:59,010	00:27,592	00:31,310	00:27,599	00:32,509	178,51	09:54:43
3	01:56,518	00:27,031	00:30,616	00:26,995	00:31,876	181,51	09:56:39
4	01:58,671	00:26,899	00:32,816	00:27,478	00:31,478	182,02	09:58:38
5	NULL	00:26,371	00:30,068	00:27,024	00:31,436	184,62	10:00:33
6	01:55,711	00:26,255	00:30,826	00:27,191	00:31,439	184,62	10:02:28

19		NAVARRETE,Fernando		VSR-Hafesa-Hormitech			
CM		P.Vmax: 9		T. Ideal: 01:54,775			
Lap Time	Sector 1	Sector 2	Sector 3	Sector 4	V.Max	Hour	
1	PIT	01:07,188	00:34,470	00:27,179	00:39,079		09:52:49
2	PIT	02:40,796	00:31,179	00:27,656	00:37,872		09:57:07
3	NULL	02:52,371	00:30,487	00:26,656	00:31,781		10:01:28
4	PIT	00:26,610	00:30,479	00:27,451	00:41,688		10:03:34
5	10:02,803	08:34,287	00:30,354	00:26,662	00:31,500		10:13:37
6	NULL	00:26,419	00:30,200	00:26,704	00:31,574	178,51	10:15:32
7	PIT	00:28,424	00:30,974	00:26,891	00:36,691	178,02	10:17:35

22		GARCIA,Borja		Teo Martín MS			
ESP		P.Vmax: 6		T. Ideal: 01:52,077			
Lap Time	Sector 1	Sector 2	Sector 3	Sector 4	V.Max	Hour	
1	START	01:23,488	00:31,769	00:27,120	00:31,291		09:52:55
2	01:53,289	00:26,613	00:29,767	00:26,044	00:30,865	181,01	09:54:48
3	01:53,219	00:25,823	00:30,155	00:25,958	00:31,283	181,51	09:56:41
4	01:53,035	00:25,951	00:29,781	00:25,976	00:31,327	180,00	09:58:34
5	01:55,119	00:26,400	00:30,985	00:26,534	00:31,200	175,14	10:00:30
6	PIT	00:26,020	00:29,662	00:25,994	00:37,451	183,05	10:02:29
7	05:26,523	03:56,513	00:31,565	00:26,991	00:31,454		10:07:55
8	01:52,743	00:26,146	00:29,561	00:25,949	00:31,087	179,01	10:09:48
9	NULL	00:26,410	00:29,470	00:26,218	00:36,030	179,50	10:11:46
10	02:01,821	00:28,850	00:33,198	00:28,541	00:31,232	158,82	10:13:48
11	NULL	00:26,069	00:29,440	00:25,963	00:31,142	182,02	10:15:40
12	PIT	00:26,340	00:30,108	00:26,743	00:38,275	180,50	10:17:42

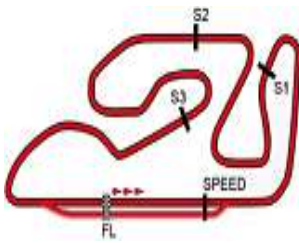
23		ALBACETE,Antonio		Teo Martín MS			
M		P.Vmax: 2		T. Ideal: 01:52,330			
Lap Time	Sector 1	Sector 2	Sector 3	Sector 4	V.Max	Hour	
1	START	01:28,658	00:31,709	00:26,939	00:31,324		09:53:00
2	01:53,559	00:26,060	00:29,902	00:26,251	00:31,346	185,14	09:54:53
3	NULL	00:26,206	00:29,662	00:25,933	00:31,367	182,02	09:56:47
4	01:53,660	00:26,008	00:29,821	00:26,060	00:31,771	182,54	09:58:40
5	01:53,862	00:26,700	00:30,064	00:26,066	00:31,032	173,26	10:00:34
6	01:53,273	00:25,868	00:30,170	00:26,096	00:31,139	183,57	10:02:27
7	PIT	00:25,994	00:29,935	00:27,559	00:42,886	182,54	10:04:34
8	04:41,385	03:12,982	00:30,521	00:26,469	00:31,413		10:09:15
9	01:53,417	00:26,166	00:29,901	00:26,392	00:30,958	182,02	10:11:09
10	NULL	00:25,933	00:29,964	00:26,155	00:30,975	182,02	10:13:02
11	NULL	00:31,064	00:33,296	00:27,553	00:30,964	182,54	10:15:04
12	NULL	00:26,039	00:29,779	00:26,141	00:33,813	181,01	10:17:00
13	02:01,178	00:32,471	00:31,465	00:26,375	00:30,867	120,67	10:19:01
14	PIT	00:26,098	00:29,856	00:26,360	00:45,189	182,54	10:21:09

26		BAJO,Alvaro		Monlau Competición			
M		P.Vmax: 2		T. Ideal: 01:52,135			
Lap Time	Sector 1	Sector 2	Sector 3	Sector 4	V.Max	Hour	
1	START	01:25,197	00:31,550	00:27,010	00:31,355		09:52:56
2	01:53,560	00:26,446	00:30,049	00:25,789	00:31,276	185,14	09:54:50
3	01:53,575	00:26,885	00:29,548	00:26,077	00:31,065	183,57	09:56:43
4	01:52,276	00:25,769	00:29,555	00:25,923	00:31,029	184,62	09:58:36



CROHOCIRCUIT: oscar.gutierrez@circuitvalencia.com





Circuit de la C.Valenciana

22 - 23 June 2019

Circuit de la C.Valenciana

RACING WEEKEND

ANALYSIS / SECTORS Ent.Libre 1 CET

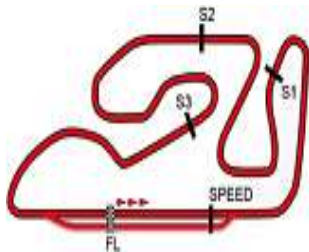
5	01:53,060	00:26,035	00:29,607	00:26,152	00:31,266	183,57	10:00:29
6	PIT	00:26,032	00:30,041	00:27,998	00:37,032	182,02	10:02:30
7	08:42,252	07:12,527	00:31,418	00:26,918	00:31,389		10:11:12
8	01:53,108	00:26,159	00:29,567	00:26,222	00:31,160	181,51	10:13:05
9	NULL	00:26,336	00:29,720	00:26,193	00:31,097	182,02	10:14:59
10	01:52,942	00:25,948	00:29,665	00:26,183	00:31,146	181,51	10:16:52
11	01:57,080	00:26,115	00:29,750	00:26,295	00:34,920	182,02	10:18:49
12	01:53,128	00:25,971	00:29,595	00:26,097	00:31,465	181,51	10:20:42

32	SANCHEZ,Javier		E.L.Sport-Gibraltar				
	AN		P.Vmax: 4	T. Ideal: 01:53,061			
Lap	Time	Sector 1	Sector 2	Sector 3	Sector 4	V.Max	Hour
1	START	01:29,958	00:31,549	00:27,140	00:31,829		09:53:02
2	PIT	00:26,461	00:29,760	00:26,299	00:38,832	183,57	09:55:03
3	03:14,038	01:46,440	00:29,839	00:26,394	00:31,365		09:58:17
4	01:53,554	00:26,203	00:29,780	00:26,230	00:31,341	181,51	10:00:11
5	01:53,430	00:26,200	00:29,805	00:26,241	00:31,184	183,05	10:02:04
6	NULL	00:26,371	00:30,065	00:26,340	00:31,269	183,05	10:03:58
7	PIT	00:26,343	00:32,215	00:28,989	00:39,311	183,05	10:06:05
8	04:02,161	02:34,713	00:30,094	00:26,366	00:30,988		10:10:07
9	NULL	00:26,246	00:29,840	00:26,113	00:31,165	184,62	10:12:00
10	01:54,377	00:26,337	00:29,880	00:26,544	00:31,616	184,09	10:13:55
11	01:53,817	00:26,265	00:29,901	00:26,283	00:31,368	183,57	10:15:49
12	PIT	00:29,710	00:34,210	00:31,604	00:44,384	167,01	10:18:09



CROHOCIRCUIT: oscar.gutierrez@circuitvalencia.com





Circuit de la C.Valenciana

22 - 23 June 2019

Circuit de la C.Valenciana

RACING WEEKEND

Velocidades máximas Ent.Libre 1 CET

Name	Country/Res	Brand	Best 5 max. speed					Media	Max.
8 BARRIOS,Luis	AN	Hyundai i30N	186,7	186,2	186,2	185,7	185,7	186,1	186,7
26 BAJO,Alvaro	M	Honda Civic T.	185,1	184,6	183,6	183,6	182,0	183,8	185,1
23 ALBACETE,Antonio	M	Honda Civic T.	185,1	183,6	182,5	182,5	182,5	183,3	185,1
32 SANCHEZ,Javier	AN	Hyundai i30N	184,6	184,1	183,6	183,6	183,1	183,8	184,6
13 ARQUERO,Ismael	M	Hyundai i30N	184,6	184,6	184,1	182,5	182,5	183,7	184,6
22 GARCIA,Borja	ESP	Honda Civic T.	183,1	182,0	181,5	181,0	180,5	181,6	183,1
11 LOBERA,Alvaro	M	Hyundai i30N	181,5	181,5	181,0	180,0	179,5	180,7	181,5
7 SANTONJA,María Paz	CV	Honda Civic T.	179,5	172,8	171,0	170,1	169,6	172,6	179,5
19 NAVARRETE,Fernando	CM	Hyundai i30N	178,5	178,0				178,3	178,5



CRONOCIRCUIT: oscar.gutierrez@circuitvalencia.com



Real Federación Española de Automovilismo

