

RACING WEEKEND

22 - 23 June 2019

Circuit de la C.Valenciana

Length: 4005 metros

Results

Ent.Libre 2

CET

Pos.	N.	Drivers	Team	Car	Nat.	Best Lap	iL	Laps	Gap	Interval	Speed	Div	Gr.
1	22	GARCIA,Borja	Teo Martín MS	Honda Civic T.	ESP	01:53,287	10	11			127,27	1	
2	32	SANCHEZ,Javier	E.L.Sport-Gibralfaro	Hyundai i30N	AN	01:53,443	10	12	00:00,156	00:00,156	127,09	1	
3	8	BARRIOS,Luis	E.L.Sport-Gibralfaro	Hyundai i30N	AN	01:53,523	9	12	00:00,236	00:00,080	127,01	1	
4	23	ALBACETE,Antonio	Teo Martín-Hafesa	Honda Civic T.	M	01:53,555	7	12	00:00,268	00:00,032	126,97	1	
5	26	BAJO,Alvaro	Monlau Competición	Honda Civic T.	M	01:54,090	8	11	00:00,803	00:00,535	126,37	1	
6	19	NAVARRETE,Fernando	VSR-Hafesa-Hormitech	Hyundai i30N	CM	01:54,408	8	11	00:01,121	00:00,318	126,02	1	
7	11	LOBERA,Alvaro	VSR-Hafesa-Hormitech	Hyundai i30N	M	01:54,463	9	11	00:01,176	00:00,055	125,96	1	
8	7	SANTONJA,María Paz	Murcia MR-Terratrain	Honda Civic T.	CV	01:57,243	4	12	00:03,956	00:02,780	122,98	1	
9	13	ARQUERO,Ismael	VSR Motorsport	Hyundai i30N	M	02:15,752	2	5	00:22,465	00:18,509	106,21	1	

Penalizado límite pista #26,11,7,19,22,23

Circuit de la C.Valenciana

Final Official

Provisional Official

Length: 4005 m. Hour: 13:00

JURY:

C.of the Course:

C.Timekeeper:

Hour:

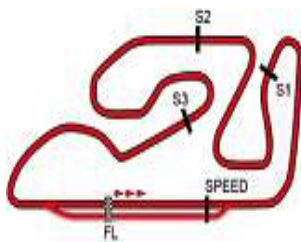
Hour:

22/06/2019

Hour: 13:33:30



CRONOCIRCUIT: oscar.gutierrez@circuitvalencia.com



Circuit de la C.Valenciana

22 - 23 June 2019

Circuit de la C.Valenciana

RACING WEEKEND

ANALYSIS / SECTORS Ent.Libre 2 CET

Table for driver 7: SANTONJA, María Paz. Murcia MR-Terratrain. CV. P.Vmax: 4. T. Ideal: 01:56,931. Lap times and sector times for laps 1-12.

Table for driver 8: BARRIOS, Luis. E.L.Sport-Gibrafraro. AN. P.Vmax: 1. T. Ideal: 01:53,147. Lap times and sector times for laps 1-12.

Table for driver 11: LOBERA, Alvaro. VSR-Hafesa-Hormitech. M. P.Vmax: 5. T. Ideal: 01:54,083. Lap times and sector times for laps 1-11.

Table for driver 13: ARQUERO, Ismael. VSR Motorsport. M. P.Vmax: 6. T. Ideal: 02:02,922. Lap times and sector times for laps 1-5.

Table for driver 19: NAVARRETE, Fernando. VSR-Hafesa-Hormitech. CM. P.Vmax: 8. T. Ideal: 01:53,566. Lap times and sector times for laps 1-5.

Table for driver 22: GARCIA, Borja. Teo Martín MS. ESP. P.Vmax: 9. T. Ideal: 01:53,287. Lap times and sector times for laps 1-11.

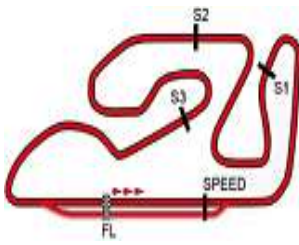
Table for driver 23: ALBACETE, Antonio. Teo Martín-Hafesa. M. P.Vmax: 7. T. Ideal: 01:52,996. Lap times and sector times for laps 1-12.

Table for driver 26: BAJO, Alvaro. Monlau Competición. M. P.Vmax: 3. T. Ideal: 01:53,714. Lap times and sector times for laps 1-11.



CROHOCIRCUIT: oscar.gutierrez@circuitvalencia.com





Circuit de la C.Valenciana

22 - 23 June 2019

Circuit de la C.Valenciana

RACING WEEKEND

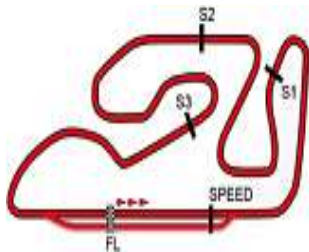
ANALYSIS / SECTORS Ent.Libre 2 CET

32		SANCHEZ,Javier		E.L.Sport-Gibraltar			
AN				P.Vmax: 2		T. Ideal: 01:53,076	
Lap	Time	Sector 1	Sector 2	Sector 3	Sector 4	V.Max	Hour
1	START	01:09,089	00:30,560	00:26,487	00:31,844		13:02:39
2	01:56,934	00:26,691	00:30,381	00:28,330	00:31,532	182,02	13:04:36
3	PIT	00:26,464	00:29,626	00:26,142	00:38,766	180,50	13:06:37
4	04:11,474	02:43,905	00:29,941	00:26,272	00:31,356		13:10:48
5	01:53,981	00:26,255	00:29,749	00:26,358	00:31,619	182,02	13:12:42
6	PIT	00:26,271	00:29,759	00:26,362	00:38,788	181,01	13:14:44
7	05:13,979	03:46,507	00:29,690	00:26,382	00:31,400		13:19:58
8	01:53,970	00:26,326	00:29,930	00:26,339	00:31,375	182,54	13:21:52
9	01:53,711	00:26,354	00:29,706	00:26,302	00:31,349	183,05	13:23:45
10	01:53,443	00:26,374	00:29,802	00:26,145	00:31,122	181,51	13:25:39
11	01:54,329	00:26,186	00:30,149	00:26,452	00:31,542	183,57	13:27:33
12	PIT	00:26,197	00:29,909	00:26,227	00:41,395	183,57	13:29:37



CRONOCIRCUIT: oscar.gutierrez@circuitvalencia.com





Circuit de la C.Valenciana
RACING WEEKEND

Velocidades máximas Ent.Libre 2 CET

Name	Country/Res	Brand	Best 5 max. speed					Media	Max.
8 BARRIOS,Luis	AN	Hyundai i30N	185,1	185,1	184,6	184,1	183,6	184,5	185,1
32 SANCHEZ,Javier	AN	Hyundai i30N	183,6	183,6	183,1	182,5	182,0	182,9	183,6
26 BAJO,Alvaro	M	Honda Civic T.	183,1	183,1	182,0	181,5	181,0	182,1	183,1
7 SANTONJA,María Paz	CV	Honda Civic T.	182,5	181,0	180,5	179,5	174,2	179,5	182,5
11 LOBERA,Alvaro	M	Hyundai i30N	182,0	180,5	176,6	134,4		168,4	182,0
13 ARQUERO,Ismael	M	Hyundai i30N	181,5	130,6				156,1	181,5
23 ALBACETE,Antonio	M	Honda Civic T.	181,0	180,5	180,0	179,5	179,5	180,1	181,0
19 NAVARRETE,Fernando	CM	Hyundai i30N	180,0	178,0	178,0	178,0	177,0	178,2	180,0
22 GARCIA,Borja	ESP	Honda Civic T.	178,0	177,5	177,5	177,5	177,0	177,5	178,0



CRONOCIRCUIT: oscar.gutierrez@circuitvalencia.com

